

StreetSmartKidz ID Kit



Street Smart Kidz Safety Program

Steven Baird
Managing Director

www.streetsmartkidz.ca

About The ID Kit



Remember, finger prints, DNA samples and photos by themselves will not keep your child safe, but it will provide vital information if your child ever goes missing.

Complete it, up-date it often, and keep it in a safe place. You might want to fill out these documents with your child by asking the questions and letting your child provide the answers. That way you will find out what you need to teach.

If your child asks why you are doing this, simply say, "So we will have all the information about you all in one place in case of an emergency".

Update photographs and record new height and weight measurements every six months for younger children and at least yearly after the age of six. In completing this document you have prepared for a most unlikely emergency.

Your Child's Information

Full Legal Name _____

Height _____

Weight _____

Eye Colour _____

Hair Colour _____

Allergies (if any) _____

Blood Type _____

Doctor's Name _____

Doctor's Phone _____

Chronic Illnesses _____

Birthmarks, Scars _____

Other Information _____

Your Child's Finger Print Chart

Fingerprint Chart

--	--	--	--	--

Right Thumb

Right Index

Right Middle

Right Ring

Right Little

--	--	--	--	--

Left Thumb


Left Index

Left Middle

Left Ring


Left Little

Continue To Next Page...




Your Child's Finger Print Chart Continued...

Place head and shoulder colour photos below. (Two images - Front and Profile) Update it every year (every six months for children under six)



Front View



Profile View

* REMEMBER To Do THIS for EACH of your children and store this information in a safe place.

Thank you

Steven Baird

Steven Baird
WWW.STREETSMARTKIDZ.CA